


Southern Railway



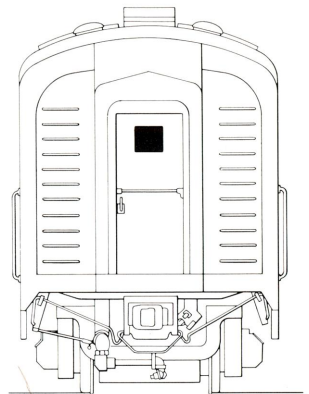
E6



The Crescent

The Southerner

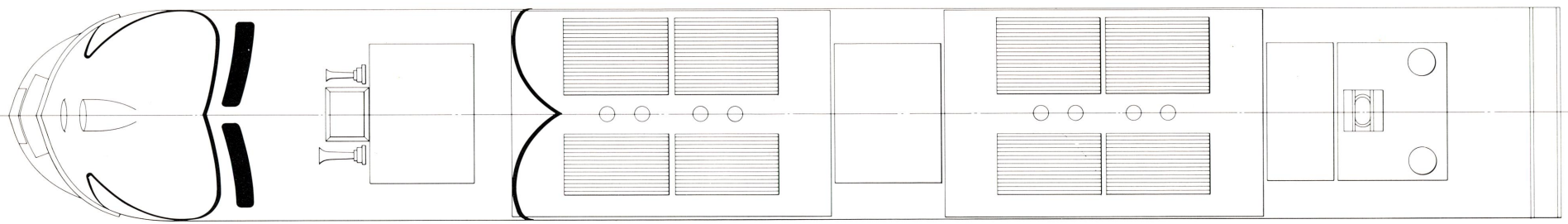
The Tennessean



DETAILS
Scale 3/8" = 1'

Drawn especially for
MAINLINE MODELER MAGAZINE by
ROBERT L. HUNDMAN

Copies of these drawings may be made
for non commercial use only.



Scale 3.5 mm = 1'

